



2009 UCI MOUNTAIN BIKE & TRIALS WORLD CHAMPIONSHIPS

CANBERRA AUSTRALIA

September 3rd, 2009

Mountain Bike - Communiqué n° 37a

CROSS-COUNTRY OLYMPIC

Results

Men Juniors

5 Laps - Distance: 32.35 km - Average Speed: 21.33 km/h

Rank	Race Nr	UCI Code	NAME / First Name	National Team	Time
1	11	ITA19910719	KERSCHBAUMER Gerhard	ITALY	1:31:01
2	40	POR19911105	MARINHEIRO Ricardo Paulo Reis	PORTUGAL	+01:19
3	3	SUI19911215	INDERGAND Reto	SWITZERLAND	+01:34
4	2	SUI19911108	STIRNEMANN Matthias	SWITZERLAND	+01:38
5	58	SWE19910222	LUDVIGSSON Tobias	SWEDEN	+03:19
6	15	FRA19910531	DRECHOU Hugo	FRANCE	+03:32
7	9	GER19921120	SHELBI Julian	GERMANY	+03:38
8	12	ITA19910529	BRAIDOT Luca	ITALY	+03:38
9	22	CZE19920301	PAPRSTKA Tomas	CZECH REPUBLIC	+04:57
10	41	POR19910710	RODRIGUES David Miguel Costa	PORTUGAL	+05:26
11	18	BEL19911206	SCHEIRE Ruben	BELGIUM	+05:55
12	24	NZL19910413	PETERS Dirk	NEW-ZEALAND	+06:01
13	17	NED19920103	VAN DER HEIJDEN Michiel	NETHERLANDS	+06:09
14	25	NZL19921229	ANDERSON Richard	NEW-ZEALAND	+06:13
15	4	SUI19910426	LORETZ Lukas	SWITZERLAND	+06:18
16	7	GER19920331	BÖHM-GRÄBER Wenzel	GERMANY	+06:18
17	32	AUS19920705	CODNER Mitchell	AUSTRALIA	+06:48
18	13	ITA19910529	BRAIDOT Daniele	ITALY	+07:06
19	47	RSA19910524	CROESER Rourke	SOUTH AFRICA	+07:12
20	19	BEL19921009	LUYTEN Jeff	BELGIUM	+07:17
21	8	GER19910725	GLUTH Martin	GERMANY	+07:29
22	31	AUS19920508	BAKER Michael	AUSTRALIA	+07:29
23	5	SUI19920213	WALDER Roger	SWITZERLAND	+08:15
24	20	BEL19920629	DE VOCHT Bart	BELGIUM	+08:40
25	76	POL19910209	ADAMCZYK Maciej	POLAND	+08:45
26	60	AUT19920208	RAGGL Gregor	AUSTRIA	+08:58
27	71	DEN19920606	PEDERSEN Jonas	DENMARK	+09:03
28	44	CAN19920215	BAILEY Mitchell	CANADA	+09:04
29	14	ITA19910410	PETTINA Nicholas	ITALY	+09:43
30	43	CAN19910130	GUTHRIE Evan	CANADA	+09:45
31	54	SLO19910224	TANCER Vid	SLOVENIA	+09:45
32	37	GBR19920622	GALLAGHER Kenta	GREAT BRITAIN	+10:24
33	63	COL19910816	FORONDA Mauricio	COLOMBIA	+10:47
34	10	GER19910716	SCHULTE-LUENZUM Marcus	GERMANY	+10:48
35	55	SLO19920109	FERENCAK Urban	SLOVENIA	+11:09
36	33	AUS19920426	IVORY Cameron	AUSTRALIA	+11:13
37	26	NZL19910724	AVERY Patrick	NEW-ZEALAND	+11:15
38	6	SUI19911028	BARBEN Emilien	SWITZERLAND	+11:38
39	23	CZE19920628	VESELY Daniel	CZECH REPUBLIC	+12:27
40	70	MEX19920304	MORAN MANZO Carlos Enrique	MEXICO	+13:14
41	49	USA19910918	FINSTERWALD Russell	UNITED STATES OF AMERICA	+13:15
42	59	ISR19910422	NEHORAY Amotz	ISRAEL	+13:15
43	51	USA19910621	EMSKY Eric	UNITED STATES OF AMERICA	+13:52

Legend :

-nLAP = Lapped with n laps to go - DNFn = Did Not Finish, abandoned in lap n - DNS = Did Not Start

03.09.2009 - 12:44 > 71 competitors

<http://www.uci.ch>

Page 1/2

Finish Judge
WARD Tim (AUS)

UCI President of the Commissaires' panel
McCORD Andy (USA)

Timing and Results provided by



STROMLO
FOREST PARK
CANBERRA AUSTRALIA



WALTERTURNBULL
your extra asset

CROWNE PLAZA
CANBERRA
THE PLACE TO MEET.





2009 UCI MOUNTAIN BIKE & TRIALS WORLD CHAMPIONSHIPS

CANBERRA AUSTRALIA

September 3rd, 2009

Mountain Bike - Communiqué n° 37a

CROSS-COUNTRY OLYMPIC

Results

Men Juniors

5 Laps - Distance: 32.35 km - Average Speed: 21.33 km/h

Rank	Race Nr	UCI Code	NAME / First Name	National Team	Time
44	53	SVK19920618	HULA Daniel	SLOVAKIA	+13:56
45	48	RSA19920801	REID James	SOUTH AFRICA	+14:01
46	66	CHI19910210	ESPINOZA Ignacio	CHILE	+14:01
47	69	BRA19910716	MARIANO Frederico	BRAZIL	+14:17
48	38	GBR19920709	JAMES Steven	GREAT BRITAIN	+15:09
49	39	HUN19910214	BELA Attila	HUNGARY	+15:28
50	34	AUS19911125	JOHNSTON Brendan	AUSTRALIA	+16:12
51	36	AUS19910625	PEACOCK James	AUSTRALIA	+16:18
52	45	CAN19920108	CARON Antoine	CANADA	+16:46
53	61	ARG19910814	SANTANA Kevin	ARGENTINA	+16:51
54	64	CYP19910413	KITTIS Michalis	CYPRUS	+17:08
55	46	CAN19920401	ALLISON Tyler	CANADA	+19:32
56	56	RUS19910415	SMIRNOV Ivan	RUSSIAN FEDERATION	+20:27
57	28	NZL19920808	MCARTHUR Locky	NEW-ZEALAND	-1LAP
58	42	POR19911031	COSTA Mario Luis Miranda	PORTUGAL	-1LAP
59	29	NZL19920516	HORN Logan	NEW-ZEALAND	-1LAP
60	30	NZL19910216	HAMBROOK Kieran	NEW-ZEALAND	-1LAP
61	74	KAZ19911207	ZAITSEV Nikolay	KAZAKHSTAN	-1LAP
62	65	CYP19910103	SKETOS Kyriakos	CYPRUS	-1LAP
63	72	KAZ19910702	ALMABAYEV Almaz	KAZAKHSTAN	-2LAP
64	68	JPN19920203	YAMAMOTO Idomu	JAPAN	-2LAP
65	35	AUS19911212	JONES Brenton	AUSTRALIA	-2LAP
66	73	KAZ19920207	GALEYEV Vadim	KAZAKHSTAN	-3LAP
67	27	NZL19910222	RETIEF Adrian	NEW-ZEALAND	-3LAP
	16	FRA19921209	SARROU Jordan	FRANCE	DNF4
	21	CZE19910804	NESVADBA Jan	CZECH REPUBLIC	DNF4
	50	USA19910213	MCDONALD Zach	UNITED STATES OF AMERICA	DNF3
	62	ARG19920710	ETCHETO Javier	ARGENTINA	DNF1

Legend :

-nLAP = Lapped with n laps to go - DNFn = Did Not Finish, abandoned in lap n - DNS = Did Not Start

03.09.2009 - 12:44 > 71 competitors

<http://www.uci.ch>

Page 2/2

Finish Judge
WARD Tim (AUS)

UCI President of the Commissaires' panel
McCORD Andy (USA)

Timing and Results provided by



STROMLO
FOREST PARK
CANBERRA AUSTRALIA



September 3rd, 2009

Mountain Bike - Communiqué n° 37b

CROSS-COUNTRY OLYMPIC

Race Analysis

Men Juniors


Rank	Race Nr	NAME / First Name	National Team					Avg	Time	Gap		
		LAP 1	LAP 2	LAP 3	LAP 4	LAP 5						
1	11	KERSCHBAUMER Gerhard	ITA	ITALY						21.33	1:31:01	
		18:18 (2)	36:33 (1)	54:54 (2)	1:12:45 (1)	1:31:01 (1)						
		18:18 (2)	18:15 (1)	18:21 (2)	17:51 (1)	18:16 (1)						
2	40	MARINHEIRO Ricardo Paulo Reis	POR	PORTUGAL						21.02	1:32:20	+01:19
		18:18 (1)	36:34 (3)	54:54 (1)	1:13:29 (2)	1:32:20 (2)						
		18:18 (1)	18:16 (4)	18:20 (1)	18:35 (2)	18:51 (5)						
3	3	INDERGAND Reto	SUI	SWITZERLAND						20.96	1:32:35	+01:34
		18:18 (4)	36:33 (2)	54:54 (3)	1:13:47 (3)	1:32:35 (3)						
		18:18 (4)	18:15 (1)	18:21 (2)	18:53 (4)	18:48 (3)						
4	2	STIRNEMANN Matthias	SUI	SWITZERLAND						20.95	1:32:39	+01:38
		18:18 (3)	36:53 (5)	55:14 (5)	1:13:53 (4)	1:32:39 (4)						
		18:18 (3)	18:35 (6)	18:21 (2)	18:39 (3)	18:46 (2)						
5	58	LUDVIGSSON Tobias	SWE	SWEDEN						20.58	1:34:20	+03:19
		18:39 (10)	37:55 (9)	56:31 (9)	1:15:30 (8)	1:34:20 (5)						
		18:39 (10)	19:16 (19)	18:36 (5)	18:59 (5)	18:50 (4)						
6	15	DRECHOU Hugo	FRA	FRANCE						20.53	1:34:33	+03:32
		18:33 (6)	37:33 (7)	56:22 (8)	1:15:25 (7)	1:34:33 (6)						
		18:33 (6)	19:00 (10)	18:49 (9)	19:03 (7)	19:08 (6)						
7	9	SCHELBI Julian	GER	GERMANY						20.51	1:34:39	+03:38
		18:39 (8)	37:13 (6)	56:04 (6)	1:15:24 (6)	1:34:39 (7)						
		18:39 (8)	18:34 (5)	18:51 (10)	19:20 (11)	19:15 (7)						
8	12	BRAIDOT Luca	ITA	ITALY						20.51	1:34:39	+03:38
		18:54 (12)	37:39 (8)	56:22 (7)	1:15:24 (5)	1:34:39 (8)						
		18:54 (12)	18:45 (7)	18:43 (7)	19:02 (6)	19:15 (7)						
9	22	PAPRSTKA Tomas	CZE	CZECH REPUBLIC						20.23	1:35:58	+04:57
		19:20 (20)	38:20 (12)	57:07 (10)	1:16:16 (9)	1:35:58 (9)						
		19:20 (20)	19:00 (10)	18:47 (8)	19:09 (8)	19:42 (15)						
10	41	RODRIGUES David Miguel Costa	POR	PORTUGAL						20.12	1:36:27	+05:26
		19:32 (24)	38:27 (17)	57:46 (13)	1:17:00 (10)	1:36:27 (10)						
		19:32 (24)	18:55 (9)	19:19 (15)	19:14 (9)	19:27 (11)						
11	18	SCHEIRE Ruben	BEL	BELGIUM						20.02	1:36:56	+05:55
		18:45 (11)	37:58 (11)	57:28 (11)	1:17:20 (11)	1:36:56 (11)						
		18:45 (11)	19:13 (15)	19:30 (19)	19:52 (19)	19:36 (12)						
12	24	PETERS Dirk	NZL	NEW-ZEALAND						20	1:37:02	+06:01
		19:42 (28)	38:49 (19)	57:56 (15)	1:17:26 (12)	1:37:02 (12)						
		19:42 (28)	19:07 (12)	19:07 (13)	19:30 (14)	19:36 (12)						
13	17	VAN DER HEIJDEN Michiel	NED	NETHERLANDS						19.98	1:37:10	+06:09
		18:19 (5)	36:34 (4)	55:10 (4)	1:17:51 (17)	1:37:10 (13)						
		18:19 (5)	18:15 (1)	18:36 (5)	22:41 (56)	19:19 (9)						
14	25	ANDERSON Richard	NZL	NEW-ZEALAND						19.96	1:37:14	+06:13
		19:10 (15)	38:23 (15)	57:57 (16)	1:17:26 (14)	1:37:14 (14)						
		19:10 (15)	19:13 (15)	19:34 (25)	19:29 (13)	19:48 (17)						
15	4	LORETTZ Lukas	SUI	SWITZERLAND						19.95	1:37:19	+06:18
		20:05 (34)	39:20 (26)	58:22 (23)	1:17:42 (16)	1:37:19 (15)						
		20:05 (34)	19:15 (18)	19:02 (12)	19:20 (11)	19:37 (14)						

Legend : 1st line = Total Time (rank) 2nd line = Lap Time (rank for that lap) -nLAP = Lapped with n laps to go DNFn = Did Not Finish, abandoned in lap n

03.09.2009 - 12:45 > 71 riders competing

<http://www.uci.ch>

Page 1/5

Timing and Results provided by  **TISSOT**
SWISS WATCHES SINCE 1853



STROMLO
FOREST PARK
CANBERRA AUSTRALIA



WALTERTURNBULL
your extra asset

CROWNE PLAZA
CANBERRA
THE PLACE TO MEET.





2009 UCI MOUNTAIN BIKE & TRIALS WORLD CHAMPIONSHIPS

CANBERRA AUSTRALIA

September 3rd, 2009

Mountain Bike - Communiqué n° 37b

CROSS-COUNTRY OLYMPIC

Race Analysis

Men Juniors

Rank	Race Nr	NAME / First Name	National Team					Avg	Time	Gap	
		LAP 1	LAP 2	LAP 3	LAP 4	LAP 5					
16	7	BÖHM-GRÄBER Wenzel	GER	GERMANY					19.95	1:37:19	+06:18
		18:55 (13)	38:20 (14)	57:46 (12)	1:17:26 (13)	1:37:19 (16)					
		18:55 (13)	19:25 (22)	19:26 (17)	19:40 (15)	19:53 (19)					
17	32	CODNER Mitchell	AUS	AUSTRALIA					19.84	1:37:49	+06:48
		19:48 (30)	39:02 (24)	58:16 (19)	1:17:58 (18)	1:37:49 (17)					
		19:48 (30)	19:14 (17)	19:14 (14)	19:42 (17)	19:51 (18)					
18	13	BRAIDOT Daniele	ITA	ITALY					19.78	1:38:07	+07:06
		19:03 (14)	38:24 (16)	57:46 (14)	1:17:26 (15)	1:38:07 (18)					
		19:03 (14)	19:21 (20)	19:22 (16)	19:40 (15)	20:41 (36)					
19	47	CROESER Rourke	RSA	SOUTH AFRICA					19.76	1:38:13	+07:12
		19:11 (16)	38:20 (13)	58:00 (18)	1:18:14 (19)	1:38:13 (19)					
		19:11 (16)	19:09 (14)	19:40 (26)	20:14 (25)	19:59 (23)					
20	19	LUYTEN Jeff	BEL	BELGIUM					19.75	1:38:18	+07:17
		19:31 (21)	39:01 (23)	58:28 (24)	1:18:36 (20)	1:38:18 (20)					
		19:31 (21)	19:30 (23)	19:27 (18)	20:08 (24)	19:42 (15)					
21	8	GLUTH Martin	GER	GERMANY					19.71	1:38:30	+07:29
		18:33 (7)	37:55 (10)	57:59 (17)	1:18:37 (22)	1:38:30 (21)					
		18:33 (7)	19:22 (21)	20:04 (32)	20:38 (34)	19:53 (19)					
22	31	BAKER Michael	AUS	AUSTRALIA					19.71	1:38:30	+07:29
		19:15 (18)	38:49 (21)	58:20 (21)	1:18:36 (21)	1:38:30 (22)					
		19:15 (18)	19:34 (24)	19:31 (20)	20:16 (26)	19:54 (22)					
23	5	WALDER Roger	SUI	SWITZERLAND					19.55	1:39:16	+08:15
		19:14 (17)	38:49 (20)	58:21 (22)	1:19:08 (23)	1:39:16 (23)					
		19:14 (17)	19:35 (25)	19:32 (23)	20:47 (37)	20:08 (25)					
24	20	DE VOCHT Bart	BEL	BELGIUM					19.47	1:39:41	+08:40
		19:37 (26)	39:18 (25)	59:23 (26)	1:19:19 (24)	1:39:41 (24)					
		19:37 (26)	19:41 (28)	20:05 (33)	19:56 (20)	20:22 (29)					
25	76	ADAMCZYK Maciej	POL	POLAND					19.46	1:39:46	+08:45
		19:31 (22)	39:33 (27)	59:28 (28)	1:19:35 (27)	1:39:46 (25)					
		19:31 (22)	20:02 (34)	19:55 (28)	20:07 (23)	20:11 (26)					
26	60	RAGGL Gregor	AUT	AUSTRIA					19.41	1:39:59	+08:58
		20:14 (35)	39:50 (30)	59:23 (27)	1:19:26 (25)	1:39:59 (26)					
		20:14 (35)	19:36 (27)	19:33 (24)	20:03 (22)	20:33 (33)					
27	71	PEDERSEN Jonas	DEN	DENMARK					19.4	1:40:04	+09:03
		21:08 (50)	40:43 (38)	1:00:26 (32)	1:20:11 (29)	1:40:04 (27)					
		21:08 (50)	19:35 (25)	19:43 (27)	19:45 (18)	19:53 (19)					
28	44	BAILEY Mitchell	CAN	CANADA					19.39	1:40:05	+09:04
		19:59 (33)	39:46 (28)	59:17 (25)	1:19:33 (26)	1:40:05 (28)					
		19:59 (33)	19:47 (31)	19:31 (20)	20:16 (26)	20:32 (32)					
29	14	PETTINA Nicholas	ITA	ITALY					19.27	1:40:44	+09:43
		19:54 (32)	40:07 (32)	1:00:09 (31)	1:20:07 (28)	1:40:44 (29)					
		19:54 (32)	20:13 (41)	20:02 (31)	19:58 (21)	20:37 (34)					
30	43	GUTHRIE Evan	CAN	CANADA					19.26	1:40:46	+09:45
		24:25 (69)	43:13 (59)	1:02:09 (46)	1:21:25 (35)	1:40:46 (30)					
		24:25 (69)	18:48 (8)	18:56 (11)	19:16 (10)	19:21 (10)					

Legend : 1st line = Total Time (rank) 2nd line = Lap Time (rank for that lap) -nLAP = Lapped with n laps to go DNFn = Did Not Finish, abandoned in lap n

03.09.2009 - 12:45 > 71 riders competing

<http://www.uci.ch>

Page 2/5

Timing and Results provided by **TISSOT**
SWISS WATCHES SINCE 1853



STROMLO
FOREST PARK
CANBERRA AUSTRALIA



WALTERTURNBULL
your extra asset

CROWNE PLAZA
CANBERRA
THE PLACE TO MEET.



September 3rd, 2009

Mountain Bike - Communiqué n° 37b

CROSS-COUNTRY OLYMPIC

Race Analysis

Men Juniors

Rank	Race Nr	NAME / First Name	National Team					Avg	Time	Gap
		LAP 1	LAP 2	LAP 3	LAP 4	LAP 5				
31	54	TANCER Vid	SLO SLOVENIA					19.26	1:40:46	+09:45
		19:35 (25)	39:49 (29)	1:00:07 (30)	1:20:47 (30)	1:40:46 (31)				
		19:35 (25)	20:14 (43)	20:18 (36)	20:40 (36)	19:59 (23)				
32	37	GALLAGHER Kenta	GBR GREAT BRITAIN					19.14	1:41:25	+10:24
		20:23 (38)	40:42 (37)	1:00:39 (34)	1:21:07 (31)	1:41:25 (32)				
		20:23 (38)	20:19 (46)	19:57 (29)	20:28 (32)	20:18 (27)				
33	63	FORONDA Mauricio	COL COLOMBIA					19.07	1:41:48	+10:47
		19:15 (19)	38:56 (22)	59:40 (29)	1:21:07 (32)	1:41:48 (33)				
		19:15 (19)	19:41 (28)	20:44 (48)	21:27 (49)	20:41 (36)				
34	10	SCHULTE-LUENZUM Marcus	GER GERMANY					19.06	1:41:49	+10:48
		20:38 (45)	40:49 (40)	1:01:07 (41)	1:21:31 (37)	1:41:49 (34)				
		20:38 (45)	20:11 (39)	20:18 (36)	20:24 (29)	20:18 (27)				
35	55	FERENCAK Urban	SLO SLOVENIA					19	1:42:10	+11:09
		21:03 (48)	41:00 (43)	1:01:01 (37)	1:21:24 (33)	1:42:10 (35)				
		21:03 (48)	19:57 (32)	20:01 (30)	20:23 (28)	20:46 (38)				
36	33	IVORY Cameron	AUS AUSTRALIA					18.99	1:42:14	+11:13
		20:51 (46)	40:59 (42)	1:01:21 (42)	1:21:50 (42)	1:42:14 (36)				
		20:51 (46)	20:08 (37)	20:22 (40)	20:29 (33)	20:24 (31)				
37	26	AVERY Patrick	NZL NEW-ZEALAND					18.98	1:42:16	+11:15
		20:24 (39)	40:36 (35)	1:01:01 (38)	1:21:39 (38)	1:42:16 (37)				
		20:24 (39)	20:12 (40)	20:25 (41)	20:38 (34)	20:37 (34)				
38	6	BARBEN Emilien	SUI SWITZERLAND					18.91	1:42:39	+11:38
		19:48 (31)	40:21 (33)	1:01:00 (36)	1:21:49 (40)	1:42:39 (38)				
		19:48 (31)	20:33 (51)	20:39 (47)	20:49 (40)	20:50 (39)				
39	23	VESELY Daniel	CZE CZECH REPUBLIC					18.76	1:43:28	+12:27
		21:08 (52)	41:26 (47)	1:01:33 (43)	1:22:21 (43)	1:43:28 (39)				
		21:08 (52)	20:18 (45)	20:07 (34)	20:48 (39)	21:07 (43)				
40	70	MORAN MANZO Carlos enrique	MEX MEXICO					18.62	1:44:15	+13:14
		20:21 (37)	40:45 (39)	1:01:01 (39)	1:21:25 (34)	1:44:15 (40)				
		20:21 (37)	20:24 (47)	20:16 (35)	20:24 (29)	22:50 (51)				
41	49	FINSTERWALD Russell	USA UNITED STATES OF AMERICA					18.62	1:44:16	+13:15
		19:48 (29)	39:55 (31)	1:00:27 (33)	1:21:25 (36)	1:44:16 (41)				
		19:48 (29)	20:07 (36)	20:32 (45)	20:58 (42)	22:51 (52)				
42	59	NEHORAY Amotz	ISR ISRAEL					18.62	1:44:16	+13:15
		20:35 (43)	40:21 (34)	1:00:39 (35)	1:21:50 (41)	1:44:16 (42)				
		20:35 (43)	19:46 (30)	20:18 (36)	21:11 (46)	22:26 (50)				
43	51	EMSKY Eric	USA UNITED STATES OF AMERICA					18.51	1:44:53	+13:52
		21:32 (61)	41:59 (53)	1:02:44 (48)	1:23:51 (45)	1:44:53 (43)				
		21:32 (61)	20:27 (49)	20:45 (49)	21:07 (44)	21:02 (40)				
44	53	HULA Daniel	SVK SLOVAKIA					18.49	1:44:57	+13:56
		21:08 (51)	41:24 (45)	1:02:44 (49)	1:23:52 (46)	1:44:57 (44)				
		21:08 (51)	20:16 (44)	21:20 (54)	21:08 (45)	21:05 (42)				
45	48	REID James	RSA SOUTH AFRICA					18.48	1:45:02	+14:01
		21:05 (49)	41:03 (44)	1:04:15 (57)	1:24:40 (49)	1:45:02 (45)				
		21:05 (49)	19:58 (33)	23:12 (62)	20:25 (31)	20:22 (29)				

Legend : 1st line = Total Time (rank) 2nd line = Lap Time (rank for that lap) -nLAP = Lapped with n laps to go DNFn = Did Not Finish, abandoned in lap n

03.09.2009 - 12:45 > 71 riders competing

<http://www.uci.ch>

Page 3/5

Timing and Results provided by  **TISSOT**
SWISS WATCHES SINCE 1853



STROMLO
FOREST PARK
CANBERRA AUSTRALIA



WALTERTURNBULL
your extra asset

CROWNE PLAZA
CANBERRA
THE PLACE TO MEET.



September 3rd, 2009

Mountain Bike - Communiqué n° 37b

CROSS-COUNTRY OLYMPIC

Race Analysis

Men Juniors


Rank	Race Nr	NAME / First Name	National Team					Avg	Time	Gap	
		LAP 1	LAP 2	LAP 3	LAP 4	LAP 5					
46	66	ESPINOZA Ignacio	CHI	CHILE					18.48	1:45:02	+14:01
		20:27 (41)	40:36 (36)	1:01:02 (40)	1:21:49 (39)	1:45:02 (46)					
		20:27 (41)	20:09 (38)	20:26 (42)	20:47 (37)	23:13 (54)					
47	69	MARIANO Frederico	BRA	BRAZIL					18.43	1:45:18	+14:17
		21:24 (57)	41:59 (52)	1:02:35 (47)	1:24:05 (47)	1:45:18 (47)					
		21:24 (57)	20:35 (52)	20:36 (46)	21:30 (50)	21:13 (44)					
48	38	JAMES Steven	GBR	GREAT BRITAIN					18.28	1:46:10	+15:09
		20:26 (40)	41:26 (46)	1:02:57 (51)	1:24:42 (50)	1:46:10 (48)					
		20:26 (40)	21:00 (57)	21:31 (57)	21:45 (51)	21:28 (45)					
49	39	BELA Attila	HUN	HUNGARY					18.23	1:46:29	+15:28
		21:24 (56)	42:04 (54)	1:03:19 (52)	1:24:35 (48)	1:46:29 (49)					
		21:24 (56)	20:40 (53)	21:15 (52)	21:16 (47)	21:54 (48)					
50	34	JOHNSTON Brendan	AUS	AUSTRALIA					18.1	1:47:13	+16:12
		21:29 (58)	42:47 (56)	1:04:04 (55)	1:25:28 (53)	1:47:13 (50)					
		21:29 (58)	21:18 (58)	21:17 (53)	21:24 (48)	21:45 (46)					
51	36	PEACOCK James	AUS	AUSTRALIA					18.09	1:47:19	+16:18
		22:05 (65)	42:51 (58)	1:04:21 (58)	1:26:16 (56)	1:47:19 (51)					
		22:05 (65)	20:46 (54)	21:30 (56)	21:55 (52)	21:03 (41)					
52	45	CARON Antoine	CAN	CANADA					18.01	1:47:47	+16:46
		20:20 (36)	42:51 (57)	1:03:37 (54)	1:25:50 (54)	1:47:47 (52)					
		20:20 (36)	22:31 (64)	20:46 (50)	22:13 (53)	21:57 (49)					
53	61	SANTANA Kevin	ARG	ARGENTINA					17.99	1:47:52	+16:51
		21:30 (59)	42:25 (55)	1:03:36 (53)	1:26:02 (55)	1:47:52 (53)					
		21:30 (59)	20:55 (56)	21:11 (51)	22:26 (55)	21:50 (47)					
54	64	KITTIS Michalis	CYP	CYPRUS					17.95	1:48:09	+17:08
		20:34 (42)	41:27 (49)	1:02:54 (50)	1:25:18 (52)	1:48:09 (54)					
		20:34 (42)	20:53 (55)	21:27 (55)	22:24 (54)	22:51 (52)					
55	46	ALLISON Tyler	CAN	CANADA					17.56	1:50:33	+19:32
		21:24 (54)	41:26 (48)	1:01:44 (44)	1:22:46 (44)	1:50:33 (55)					
		21:24 (54)	20:02 (34)	20:18 (36)	21:02 (43)	27:47 (56)					
56	56	SMIRNOV Ivan	RUS	RUSSIAN FEDERATION					17.41	1:51:28	+20:27
		19:31 (23)	41:47 (51)	1:04:13 (56)	1:25:04 (51)	1:51:28 (56)					
		19:31 (23)	22:16 (61)	22:26 (59)	20:51 (41)	26:24 (55)					
57	28	MCARTHUR Locky	NZL	NEW-ZEALAND							-1LAP
		21:01 (47)	41:28 (50)	1:01:59 (45)							
		21:01 (47)	20:27 (49)	20:31 (44)							
58	42	COSTA Mario Luis Miranda	POR	PORTUGAL							-1LAP
		25:25 (70)	45:50 (65)	1:06:17 (60)							
		25:25 (70)	20:25 (48)	20:27 (43)							
59	29	HORN Logan	NZL	NEW-ZEALAND							-1LAP
		21:54 (63)	44:11 (63)	1:06:14 (59)							
		21:54 (63)	22:17 (62)	22:03 (58)							
60	30	HAMBROOK Kieran	NZL	NEW-ZEALAND							-1LAP
		21:45 (62)	43:46 (60)	1:06:30 (61)							
		21:45 (62)	22:01 (60)	22:44 (60)							

Legend : 1st line = Total Time (rank) 2nd line = Lap Time (rank for that lap) -nLAP = Lapped with n laps to go DNFn = Did Not Finish, abandoned in lap n

03.09.2009 - 12:45 > 71 riders competing

<http://www.uci.ch>

Page 4/5

Timing and Results provided by  **TISSOT**
SWISS WATCHES SINCE 1853



STROMLO
FOREST PARK
CANBERRA AUSTRALIA



WALTERTURNBULL
your extra asset

CROWNE PLAZA
CANBERRA
THE PLACE TO MEET.



September 3rd, 2009

Mountain Bike - Communiqué n° 37b

CROSS-COUNTRY OLYMPIC

Race Analysis

Men Juniors


Rank	Race Nr	NAME / First Name	National Team		Avg	Time	Gap
	LAP 1	LAP 2	LAP 3	LAP 4	LAP 5		
61	74	ZAITSEV Nikolay	KAZ	KAZAKHSTAN			-1LAP
	22:14 (66)	44:35 (64)	1:07:48 (64)				
	22:14 (66)	22:21 (63)	23:13 (63)				
62	65	SKETOS Kyriakos	CYP	CYPRUS			-1LAP
	22:04 (64)	44:04 (62)	1:07:13 (62)				
	22:04 (64)	22:00 (59)	23:09 (61)				
63	72	ALMABAYEV Almaz	KAZ	KAZAKHSTAN			-2LAP
	22:54 (68)	46:29 (66)	1:10:16 (66)				
	22:54 (68)	23:35 (65)	23:47 (66)				
64	68	YAMAMOTO Idomu	JPN	JAPAN			-2LAP
	22:48 (67)	46:37 (67)	1:10:12 (65)				
	22:48 (67)	23:49 (66)	23:35 (64)				
65	35	JONES Brenton	AUS	AUSTRALIA			-2LAP
	21:24 (55)	50:24 (68)					
	21:24 (55)	29:00 (68)					
66	73	GALEYEV Vadim	KAZ	KAZAKHSTAN			-3LAP
	21:30 (60)						
	21:30 (60)						
67	27	RETIEF Adrian	NZL	NEW-ZEALAND			-3LAP
	21:17 (53)						
	21:17 (53)						
	16	SARROU Jordan	FRA	FRANCE			DNF4
	19:41 (27)	38:48 (18)	58:19 (20)				
	19:41 (27)	19:07 (12)	19:31 (20)				
	21	NESVADBA Jan	CZE	CZECH REPUBLIC			DNF4
	18:39 (9)	43:56 (61)	1:07:35 (63)				
	18:39 (9)	25:17 (67)	23:39 (65)				
	50	MCDONALD Zach	USA	UNITED STATES OF AMERICA			DNF3
	20:36 (44)	40:49 (41)					
	20:36 (44)	20:13 (41)					
	62	ETCHETO Javier	ARG	ARGENTINA			DNF1

Legend : 1st line = Total Time (rank) 2nd line = Lap Time (rank for that lap) -nLAP = Lapped with n laps to go DNFn = Did Not Finish, abandoned in lap n

03.09.2009 - 12:45 > 71 riders competing

<http://www.uci.ch>

Page 5/5

Timing and Results provided by  **TISSOT**
SWISS WATCHES SINCE 1853



STROMLO
FOREST PARK
CANBERRA AUSTRALIA



WALTERTURNBULL
your extra asset

CROWNE PLAZA
CANBERRA
THE PLACE TO MEET.

